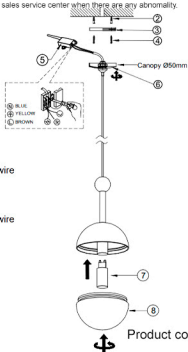
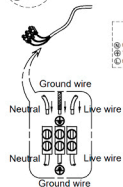


ENGLISH IP20

Specification of installation

In order to ensure safety use, please notice the following items:

- Read and understand the whole Specification.
- Suitable for the use of 220-240V and 50-60Hz.
- Must be installed on the fixed places and be checked annually
- Please wear gloves as instalment and avoid rot on the surface of plating.
- Please turn off the lighting source by soft cloth as cleaning prohibited to use of rotted detergent.
- Please connect with the local sales service center when there are any abnormality.

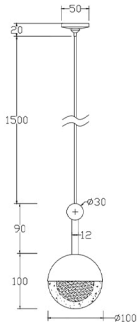


1. AC switch
2. Wall anchor
3. Hanging board
4. Self-tapping screw
5. Junction box
6. Fix canopy to
7. G9 bulb (not include)
8. Hemispherical glass

CEILING PAN SIZE:



FIXTURE SIZE:



Product coding: TRUENA SP1