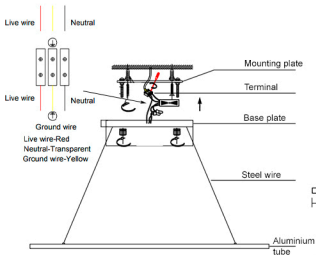


## ENGLISH IP20

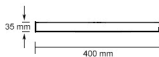
### Specification of installation

In order to ensure safety use, please notice the following items:

- Read and understand the whole Specification.
- Suitable for the use of 220-240V and 50-60Hz.
- Must be installed on the fixed places and be checked annually
- Please wear gloves as instalment and avoid rot on the surface of plating.
- Please turn off the lighting source by soft cloth as cleaning prohibited to use of rotted detergent.
- Please connect with the local sales service center when there are any abnormality.

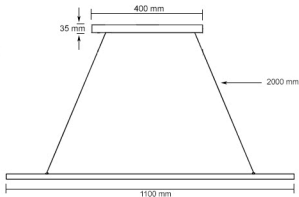


### CEILING PAN SIZE:

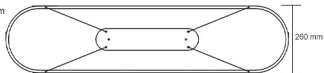


### FIXTURE SIZE:

#### Front view



#### Vertical view



Product coding: PROXIMO SP42W LED L1100