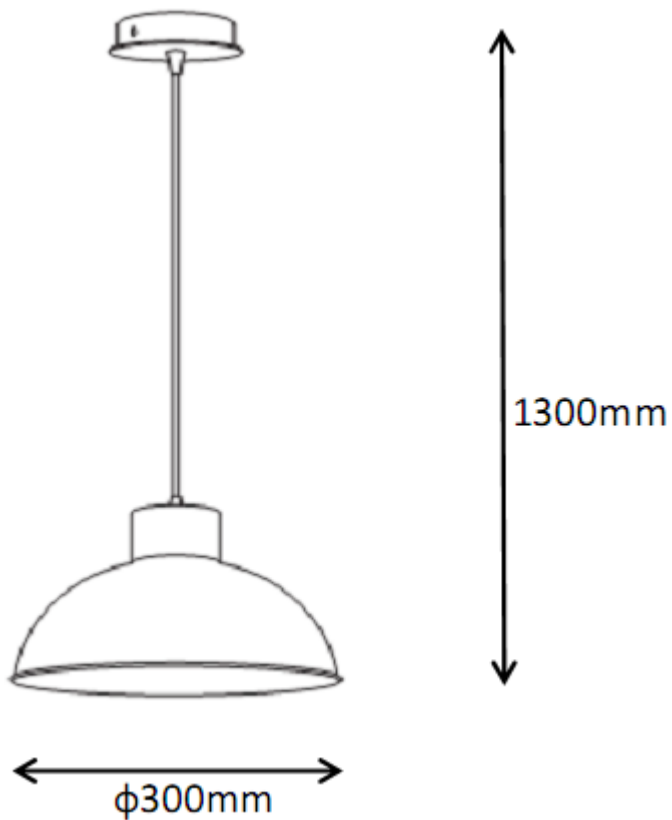


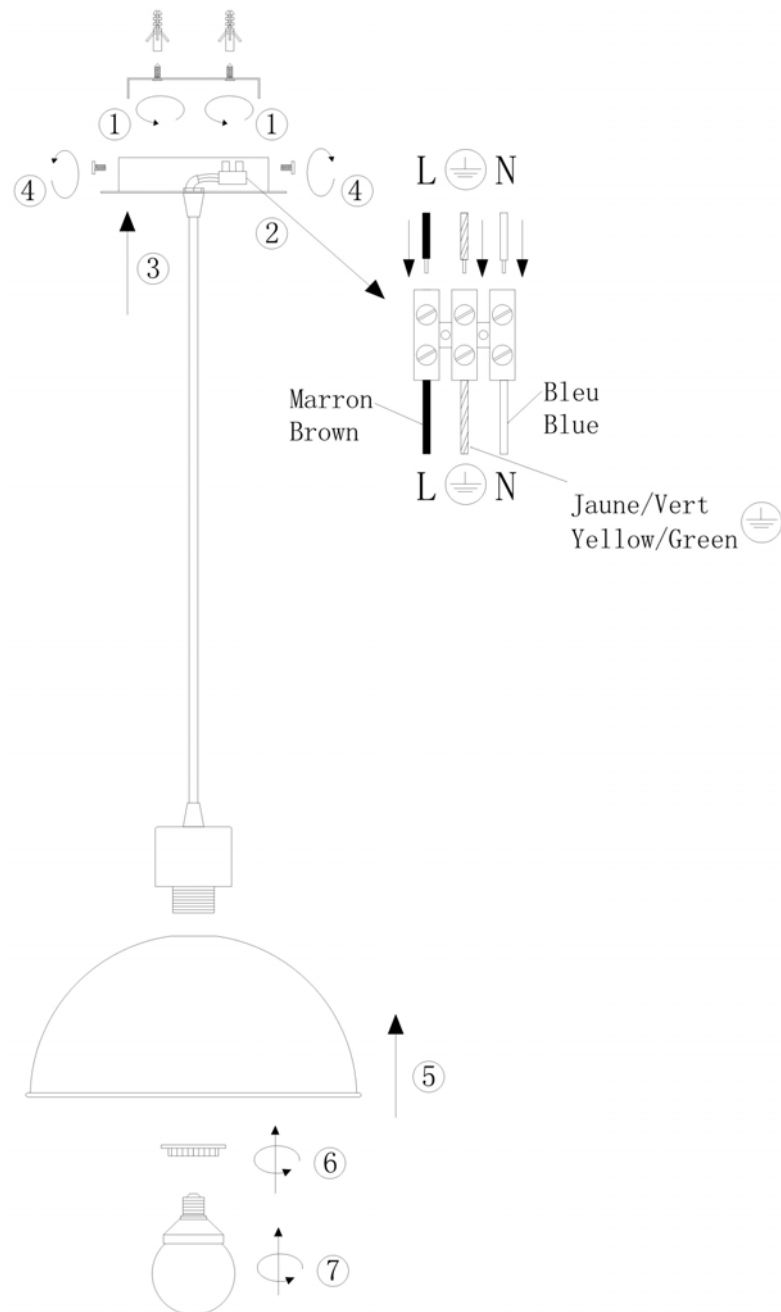


Line drawing of the item (with outline dimensions)



Item number: 31456/30/15

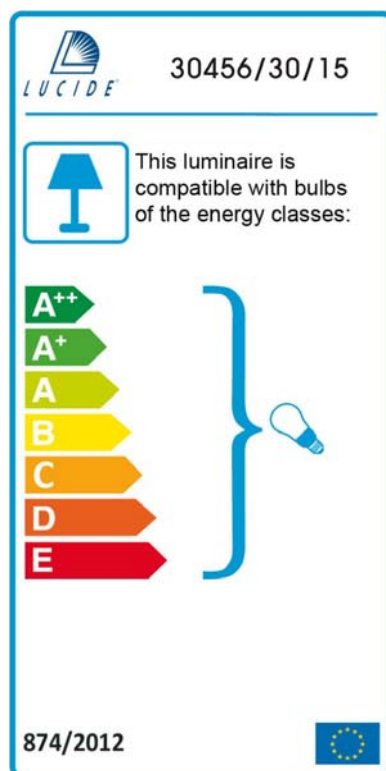
Installation drawing (the same as it in its instruction manual)



Technical details

| | | |
|---|---------------|-----------|
| materials used: | steel | |
| color: | 15 | Iron grey |
| dimmable and how is the fixture dimmable: | | |
| size: | Height: | 130cm |
| | Length: | |
| | Width: | D30cm |
| | Net Weight: | 1.1kgs |
| power requirements: | 220-240V~50HZ | |
| bulb type and maximum Wattage: | E27 | Max.60w |
| number of bulbs: | 1XE27 | |
| IP degree: | IP20 | |

EES label (only one in English, vertical)



Lucide NV
 Bisschoppenhoflaan 145
 2100 Deurne
 Belgium
info@lucide.be
 tel: +32 (0)3 366 22 04
www.lucide.be